

Advance Global Alpha Fund

ARSN 115 639 248

Annual report - for the year ended

30 June 2011

Advance Global Alpha Fund

ARSN 115 639 248

Annual report - for the year ended

30 June 2011

Contents

	Page
Directors' report	1
Auditor's independence declaration	5
Statements of comprehensive income	6
Balance sheets	7
Statements of changes in equity	8
Statements of cash flows	9
Notes to the financial statements	10
Directors' declaration	36
Independent audit report to the unitholders of Advance Global Alpha Fund	37

These financial statements cover Advance Global Alpha Fund as an individual entity and the consolidated entity consisting of Advance Global Alpha Fund and its subsidiary.

The Responsible Entity of Advance Global Alpha Fund is Advance Asset Management Limited (ABN 98 002 538 329). The Responsible Entity's registered office is Level 20, 275 Kent Street, Sydney, NSW 2000.

Directors' report

The directors of Advance Asset Management Limited, the Responsible Entity of Advance Global Alpha Fund, present their report together with the financial statements of Advance Global Alpha Fund ("the Fund") and the consolidated financial statements of the Fund and its subsidiary (collectively "the consolidated entity") for the year ended 30 June 2011.

Principal activities

The consolidated entity invests in equities, equity derivatives, unlisted unit trusts, money market securities, offshore companies and currency contracts in accordance with the provisions of the Fund's Constitution.

The consolidated entity did not have any employees during the year.

During May 2011 the underlying investment manager changed to be Ramius LLC.

In May 2011 the Fund went from investing in direct investments to primarily interfunding into an unlisted unit trust.

Directors

The following persons held office as directors of Advance Asset Management Limited during the year or since the end of the year and up to the date of this report:

J Frechtling (appointed 25 February 2009, resigned 21 February 2011)

G McGrath (appointed 25 February 2009, resigned 28 October 2010)

J Shuttleworth (appointed 25 February 2009)

S Khan (appointed 1 October 2009, resigned 28 October 2010)

D Lees (appointed 7 July 2010)

V Poole (appointed 28 October 2010, resigned 1 March 2011)

L Ralph (appointed 21 February 2011)

D Plumb (appointed 1 March 2011)

R Davies (appointed 1 March 2011)

Review and results of operations

In May 2011 the underlying investment manager changed to be Ramius LLC.

During the year, the Fund continued to invest in accordance with target asset allocations as set out in the governing documents of the Fund and in accordance with the provisions of the Fund's Constitution.

In June 2011 the Responsible Entity fee changed from 1.23% to 0.98% per annum.

The performance of the Fund, as represented by the results of its operations, was as follows:

	Consolidated *		Parent	
	Year ended		Year ended	
	30 June	30 June	30 June	30 June
	2011	2010	2011	2010
Operating profit/(loss) before financing costs attributable to unitholders (\$'000)	<u>41,641</u>	<u>54,454</u>	<u>40,964</u>	<u>54,454</u>
<i>Distributions</i>				
Distribution paid and payable (\$'000)	<u>-</u>	<u>-</u>	<u>-</u>	<u>-</u>
Distribution (cents per unit)	<u>-</u>	<u>-</u>	<u>-</u>	<u>-</u>

* Consolidation commenced on 24 May 2011, comparative figures are for the parent entity only

Directors' report (continued)

Review and results of operations (continued)

The table below demonstrates the performance of the Fund as represented by the total return, which is calculated as the aggregation of the percentage capital growth and percentage distribution of income. The total return is shown for the past two years to 30 June 2011 and assumes that all distributions were re-invested during that period. These are calculated in accordance with FSC Standard 6.0 Product Performance - calculation and presentation of returns.

	Parent	
	2011	2010
	%	%
Capital growth	14.31	19.83
Distribution of income	-	-
Total return	<u>14.31</u>	<u>19.83</u>

Consistent with our statements in the governing documents of the Fund, future performance is not guaranteed. Investors should exercise care in using past performance as a predictor of future performance.

Unit redemption prices

Unit redemption prices (quoted cum-distribution) are shown as follows:

	Parent	
	2011	2010
	\$	\$
At 30 June	0.9172	0.8024
High during year	0.9704	0.8318
Low during year	0.7871	0.6596

The key differences between net assets for unit pricing purposes and net assets as reported in the financial statements prepared under Australian Accounting Standards have been outlined below:

	Parent	
	30 June 2011	30 June 2010
	\$'000	\$'000
Net assets for unit pricing purposes	307,815	293,954
Difference between net market value (for unit pricing) and fair value (for financial statements) of financial assets held at fair value through profit or loss	3	(32)
Effect of classification of net assets attributable to unitholders as liabilities	<u>(307,818)</u>	<u>(293,922)</u>
Net assets under Australian Accounting Standards	<u>-</u>	<u>-</u>

Significant changes in state of affairs

In May 2011, the underlying investment manager of the Fund changed to be Ramius LLC. From 24 May 2011, as disclosed in note 3 to the financial statements, the Fund's benchmark changed to the UBS Bank Bill Index and the Fund went from investing in direct investments to primarily interfunding into an unlisted unit trust.

There were no other significant changes in the state of affairs of the Fund that occurred during the financial year.

Directors' report (continued)

Matters subsequent to the end of the financial year

Apart from the matter disclosed in note 17 to the financial statements relating to market volatility, no other matter or circumstance has arisen since 30 June 2011 that has significantly affected, or may significantly affect:

- (i) the operations of the Fund in future financial years, or
- (ii) the results of those operations in future financial years, or
- (iii) the state of affairs of the Fund in future financial years.

Likely developments and expected results of operations

The Fund will continue to be managed in accordance with the investment objectives and guidelines as set out in the governing documents of the Fund and in accordance with the provisions of the Fund's Constitution.

The results of the Fund's operations will be affected by a number of factors, including the performance of investment markets in which the Fund invests. Investment performance is not guaranteed and future returns may differ from past returns. As investment conditions change over time, past returns should not be used to predict future returns.

Further information on likely developments in the operations of the Fund and the expected results of those operations have not been included in this report because the Responsible Entity believes it would be likely to result in unreasonable prejudice to the Fund.

Indemnity and insurance of officers

No insurance premiums were paid for out of the assets of the Fund in regards to insurance cover provided to the officers of the Responsible Entity.

Indemnity of auditors

The auditors of the Fund are in no way indemnified out of the assets of the Fund.

Fees paid to and interests held in the Fund by the Responsible Entity or its associates

Fees paid to the Responsible Entity and its associates out of Fund property during the year are disclosed in note 12 of the financial statements.

No fees were paid out of Fund property to the directors of the Responsible Entity during the year.

The number of interests in the Fund held by the Responsible Entity or its associates as at the end of the financial year are disclosed in note 12 of the financial statements.

Interests in the Fund

The movement in units on issue in the Fund during the year is disclosed in note 7 of the financial statements.

The value of the Fund's assets and liabilities is disclosed in the balance sheets and derived using the basis set out in note 2 of the financial statements.

Environmental regulation

The operations of the Fund are not subject to any particular or significant environmental regulations under a Commonwealth, State or Territory law.

Rounding of amounts to the nearest thousand dollars


The Fund is an entity of a kind referred to in Class Order 98/100 (as amended) issued by the Australian Securities and Investments Commission (ASIC) relating to the "rounding off" of amounts in the directors' report. Amounts in the directors' report have been rounded off to the nearest thousand dollars in accordance with that Class Order, unless otherwise indicated.

Auditor's independence declaration

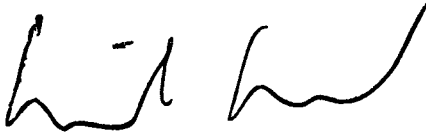
A copy of the auditor's independence declaration as required under Section 307C of the *Corporations Act 2001* is set out on page 5.

Directors' report (continued)

This report is made in accordance with a resolution of the directors.

A handwritten signature in black ink, appearing to be 'L. Slap', with a long horizontal line extending to the right.

Director

A handwritten signature in black ink, appearing to be 'H. H.', with a long horizontal line extending to the right.

Director

Sydney

19 September 2011



Auditor's independence declaration

As lead auditor for the audit of Advance Global Alpha Fund for the year ended 30 June 2011, I declare that to the best of my knowledge and belief, there have been:

- (a) no contraventions of the auditor independence requirements of the *Corporations Act 2001* in relation to the audit; and
- (b) no contraventions of any applicable code of professional conduct in relation to the audit.

This declaration is in respect of Advance Global Alpha Fund and the entities it controlled during the period.

A handwritten signature in black ink, appearing to read 'CK', with a small dot to the right.

Claire Keating
Partner
PricewaterhouseCoopers

Sydney
19 September 2011

PricewaterhouseCoopers, ABN 52 780 433 757
Darling Park Tower 2, 201 Sussex Street, GPO BOX 2650, SYDNEY NSW 1171
DX 77 Sydney

Liability limited by a scheme approved under Professional Standards Legislation.

Advance Global Alpha Fund
Statements of comprehensive income
For the year ended 30 June 2011

Statements of comprehensive income

	Notes	Consolidated *		Parent	
		Year ended		Year ended	
		30 June 2011 \$'000	30 June 2010 \$'000	30 June 2011 \$'000	30 June 2010 \$'000
Investment income					
Interest income	4	4,966	4,565	4,804	4,565
Dividend income		208	184	208	184
Net gains/(losses) on financial instruments held at fair value through profit or loss	6	40,683	53,518	39,675	53,518
Other investment income		<u>4</u>	<u>44</u>	<u>4</u>	<u>44</u>
Total net investment income/(loss)		<u>45,861</u>	<u>58,311</u>	<u>44,691</u>	<u>58,311</u>
Expenses					
Responsible Entity's fees	12	3,717	3,556	3,425	3,556
Transaction costs		308	299	298	299
Other operating expenses	5	<u>195</u>	<u>2</u>	<u>4</u>	<u>2</u>
Total operating expenses		<u>4,220</u>	<u>3,857</u>	<u>3,727</u>	<u>3,857</u>
Operating profit/(loss)		<u>41,641</u>	<u>54,454</u>	<u>40,964</u>	<u>54,454</u>
Finance costs attributable to unitholders					
(Increase)/decrease in net assets attributable to unitholders of the parent entity	7	(40,964)	(54,454)	(40,964)	(54,454)
(Increase)/decrease in net assets attributable to non-controlling interests		<u>(677)</u>	<u>-</u>	<u>-</u>	<u>-</u>
Profit/(loss) for the year		-	-	-	-
Other comprehensive income		<u>-</u>	<u>-</u>	<u>-</u>	<u>-</u>
Total comprehensive income		<u>-</u>	<u>-</u>	<u>-</u>	<u>-</u>

* Consolidation commenced on 24th May 2011, comparative figures are for the parent entity only.

The above statements of comprehensive income should be read in conjunction with the accompanying notes.

Balance sheets

	Notes	As at *		As at	
		Consolidated		Parent	
		30 June 2011	30 June 2010	30 June 2011	30 June 2010
		\$'000	\$'000	\$'000	\$'000
Assets					
Cash and cash equivalents	8	612	99,469	584	99,469
Margin accounts		-	91,907	-	91,907
Accrued income		20	115	19	115
Due from brokers- receivable for units not yet allocated		100,000	-	-	-
Due from brokers - receivable for securities sold		308,081	1	-	1
Receivables		45	12	42	12
Financial assets held at fair value through profit or loss	9	-	129,029	307,190	129,029
Total assets		408,758	320,533	307,835	320,533
Liabilities					
Due to brokers - payable for securities purchased		-	7	-	7
Payables		264	3,286	17	3,286
Financial liabilities held at fair value through profit or loss	10	-	23,318	-	23,318
Net assets attributable to non-controlling interests (redemption price of units)		100,676	-	-	-
Total liabilities (excluding net assets attributable to unitholders of the parent entity)		100,940	26,611	17	26,611
Net assets attributable to unitholders of the parent entity - liability	7	307,818	293,922	307,818	293,922

* Consolidation commenced on 24 May 2011, comparative figures are for the parent entity only

The above balance sheets should be read in conjunction with the accompanying notes.

**Advance Global Alpha Fund
Statements of changes in equity
For the year ended 30 June 2011**

Statements of changes in equity

	Consolidated *		Parent	
	Year ended		Year ended	
	30 June 2011 \$'000	30 June 2010 \$'000	30 June 2011 \$'000	30 June 2010 \$'000
Total equity at the beginning of the financial year	-	-	-	-
Profit/(loss) for the year	-	-	-	-
Other comprehensive income	-	-	-	-
Total comprehensive income	<u>-</u>	<u>-</u>	<u>-</u>	<u>-</u>
Transactions with owners in their capacity as owners	-	-	-	-
Total equity at the end of the financial year	<u>-</u>	<u>-</u>	<u>-</u>	<u>-</u>

Under Australian Accounting Standards, net assets attributable to unitholders are classified as a liability rather than equity. As a result there was no equity at the start or end of the year.

* Consolidation commenced on 24 May 2011, comparative figures are for the parent entity only

The above statements of changes in equity should be read in conjunction with the accompanying notes.

Advance Global Alpha Fund
Statements of cash flows
For the year ended 30 June 2011

Statements of cash flows

	Notes	Consolidated *		Parent	
		Year ended		Year ended	
		30 June 2011 \$'000	30 June 2010 \$'000	30 June 2011 \$'000	30 June 2010 \$'000
Cash flows from operating activities					
Proceeds from sale of financial instruments held at fair value through profit or loss		921,163	801,558	915,477	801,558
Purchase of financial instruments held at fair value through profit or loss		(1,069,378)	(752,079)	(983,916)	(752,079)
Transaction costs		(308)	(299)	(298)	(299)
Dividends received		214	188	213	188
Interest received		5,067	4,460	4,906	4,460
Other income received		1	84	5	84
Responsible Entity's fees received/(paid)		(3,810)	(3,533)	(3,727)	(3,533)
Payment of other expenses		(45)	(3)	(30)	(3)
Net cash inflow/(outflow) from operating activities	16(a)	<u>(147,096)</u>	<u>50,376</u>	<u>(67,370)</u>	<u>50,376</u>
Cash flows from investing activities					
Net cash outflow from loss of control of subsidiary	15	<u>(20,246)</u>	-	-	-
Net cash inflow/(outflow) from investing activities		<u>(20,246)</u>	-	-	-
Cash flows from financing activities					
Proceeds from applications by unitholders		115,756	210,985	15,756	210,985
Payments for redemptions by unitholders		(42,824)	(220,519)	(42,824)	(220,519)
Net cash inflow/(outflow) from financing activities		<u>72,932</u>	<u>(9,534)</u>	<u>(27,068)</u>	<u>(9,534)</u>
Net increase/(decrease) in cash and cash equivalents		(94,410)	40,842	(94,438)	40,842
Cash and cash equivalents at the beginning of the year		99,469	59,640	99,469	59,640
Effects of foreign currency exchange rate changes on cash and cash equivalents		(4,447)	(1,013)	(4,447)	(1,013)
Cash and cash equivalents at the end of the year	8	<u>612</u>	<u>99,469</u>	<u>584</u>	<u>99,469</u>

* Consolidation commenced on 24 May 2011, comparative figures are for the parent entity only

The above statements of cash flows should be read in conjunction with the accompanying notes.

1 General information

These financial statements include separate financial statements for Advance Global Alpha Fund (“the Fund”) as an individual entity and the consolidated entity consisting of Advance Global Alpha Fund and its subsidiary, Advance Alternative Strategies Multi-Blend Fund (ARSN 151 294 647). The Fund was constituted on 5 August 2005.

The Responsible Entity of the Fund is Advance Asset Management Limited (the “Responsible Entity”). The Responsible Entity's registered office is Level 20, 275 Kent Street, Sydney, NSW 2000. The financial statements are presented in Australian currency.

The financial statements were authorised for issue by the directors on 19 September 2011. The directors of the Responsible Entity have the power to amend and reissue the financial statements.

2 Summary of significant accounting policies

The principal accounting policies applied in the preparation of these financial statements are set out below. These policies have been consistently applied to all years presented, unless otherwise stated in the following text.

(a) Basis of preparation

These general purpose financial statements have been prepared in accordance with Australian Accounting Standards, other authoritative pronouncements of the Australian Accounting Standards Board, Urgent Issues Group Interpretations and the *Corporations Act 2001* in Australia.

The financial statements are prepared on the basis of fair value measurement of assets and liabilities except where otherwise stated.

Compliance with International Financial Reporting Standards

The financial statements of the Fund also comply with International Financial Reporting Standards as issued by the International Accounting Standards Board.

(b) Principles of consolidation

(i) Subsidiaries

The consolidated financial statements incorporate the assets and liabilities of all subsidiaries of Advance Global Alpha Fund (the “parent entity”) as at 30 June 2011 and the results of all subsidiaries for the year then ended. Advance Global Alpha Fund and its subsidiaries together are referred to in these financial statements as the consolidated entity.

Subsidiaries are all those entities (including special purpose entities) over which the Fund has the power to govern the financial and operating policies, generally accompanying a unitholding of more than one-half of the voting rights. The existence and effect of potential voting rights that are currently exercisable or convertible are considered when assessing whether the Fund controls another entity.

Subsidiaries are fully consolidated from the date on which control is transferred to the Fund. They are de-consolidated from the date that control ceases.

The purchase method of accounting is used to account for the acquisition of subsidiaries by the Fund.

All transactions (including gains and losses) and balances between entities in the consolidated group are eliminated. Accounting policies of subsidiaries have been changed where necessary to ensure consistency with the policies adopted by the Fund.

Non-controlling interests in the results and net assets of the subsidiaries are shown separately in the consolidated statements of comprehensive income and balance sheets respectively.

Investments in subsidiaries are accounted for at fair value through profit or loss in the separate financial statements of the parent entity.

The Fund acquires units in subsidiaries at their unit price which reflects the fair value of the units in the subsidiary.

(ii) Changes in ownership interests

The consolidated entity treats transactions with non-controlling interests that do not result in a loss of control as transactions with equity owners of the consolidated entity. A change in ownership interest results in an adjustment between the carrying amounts of the controlling and non-controlling interests to reflect their relative interests in the subsidiary. Any difference between the amount of the adjustment to non-controlling interests and any consideration paid or received is recognised in net assets attributable to unitholders and non-controlling interests.

When the Fund ceases to have control, joint control or significant influence, any retained interest in the subsidiary is remeasured to its fair value with the change in carrying amount recognised in the statements of comprehensive income. The fair value is the initial carrying amount for the purposes of subsequently accounting for the retained interest as an associate, jointly controlled entity or financial asset. In addition, any amounts previously recognised in other comprehensive income in respect of the subsidiary are accounted for as if the Fund had directly disposed of the related assets or liabilities. This may mean that amounts previously recognised in other comprehensive income are reclassified to profit or loss.

2 Summary of significant accounting policies (continued)

(c) Financial instruments

(i) Classification

The consolidated entity's and the Fund's investments are categorised as at fair value through profit or loss. They comprise:

- **Financial instruments held for trading**

Derivative financial instruments such as futures and forward contracts are included under this classification. The consolidated entity and the Fund do not designate any derivatives as hedges in a hedging relationship.

- **Financial instruments designated at fair value through profit or loss upon initial recognition**

These include financial assets and financial liabilities that are not held for trading purposes and which may be sold. These are investments in exchange traded debt and equity instruments, unlisted unit trusts and commercial paper.

Financial assets designated at fair value through profit or loss at inception are those that are managed and their performance evaluated on a fair value basis in accordance with the consolidated entity's and the Fund's documented investment strategy. The consolidated entity's and the Fund's policy is for the Responsible Entity to evaluate the information about these financial instruments on a fair value basis together with other related financial information.

(ii) Recognition / derecognition

The consolidated entity and the Fund recognise financial assets and financial liabilities on the date it becomes party to the contractual agreement (trade date) and recognises changes in fair value of the financial assets or financial liabilities from this date.

Investments are derecognised when the right to receive cash flows from the investments has expired or the consolidated entity and the Fund have transferred substantially all risks and rewards of ownership.

(iii) Measurement

Financial assets and liabilities held at fair value through profit or loss

At initial recognition, the consolidated entity and the Fund measure a financial asset at its fair value. Transaction costs of financial assets carried at fair value through profit or loss are expensed in the statements of comprehensive income.

The fair value of financial assets and liabilities traded in active markets is subsequently based on their quoted market prices at the end of the reporting period without any deduction for estimated future selling costs. The quoted market price used for financial assets held by the consolidated entity and the Fund is the current bid price and the quoted market price for financial liabilities is the current asking price.

The fair value of financial assets and liabilities that are not traded in an active market are determined using valuation techniques. Accordingly, there may be a difference between the fair value at initial recognition and amounts determined using a valuation technique. If such a difference exists, the consolidated entity and the Fund recognises the difference in profit or loss to reflect a change in factors, including time, which market participants would consider in setting a price.

Further details on how the fair values of financial instruments are determined are disclosed in note 3.

Loans and receivables

Loan assets are measured initially at fair value plus transaction costs and subsequently amortised using the effective interest rate method, less impairment losses if any. Such assets are reviewed at the end of each reporting period to determine whether there is objective evidence of impairment.

If evidence of impairment exists, an impairment loss is recognised in the statements of comprehensive income as the difference between the asset's carrying amount and the present value of estimated future cash flows discounted at the original effective interest rate.

If in a subsequent period the amount of an impairment loss recognised on a financial asset carried at amortised cost decreases and the decrease can be linked objectively to an event occurring after the write down, the write down is reversed through the statements of comprehensive income.

(iv) Offsetting financial instruments

Financial assets and liabilities are offset and the net amount reported in the balance sheets when there is a legally enforceable right to offset the recognised amounts and there is an intention to settle on a net basis, or realise the asset and settle the liability simultaneously.

(d) Investment in subsidiaries

Investments in subsidiaries are measured in accordance with note 2(c).

2 Summary of significant accounting policies (continued)

(e) Business combinations

Business combinations relate to the acquisition by the Fund of controlling interests in other entities. The purchase method of accounting is used to account for all business combinations, including business combinations involving entities or businesses under common control, regardless of whether equity instruments or other assets are acquired. Cost is measured as the fair value of the consideration given plus costs directly attributable to the acquisition.

The Fund acquires units in trusts at their unit price which reflects the fair value of the units in the trust.

(f) Net assets attributable to unitholders

Units are redeemable at the unitholders' option and are classified as financial liabilities as the Fund is required to distribute its distributable income. The units can be put back to the Fund at any time for cash based on the redemption price. The fair value of redeemable units is measured at the redemption amount that is payable (based on the redemption unit price) at the end of the reporting period if unitholders exercised their right to redeem units in the Fund.

(g) Cash and cash equivalents

For the purpose of presentation in the statements of cash flows, cash and cash equivalents includes cash on hand, deposits held at call with financial institutions, cash management trusts and bank overdrafts.

Payments and receipts relating to the purchase and sale of investment securities are classified as cash flows from operating activities, as movements in the fair value of these securities represent the Fund's main income generating activity.

(h) Margin accounts

Margin accounts comprise cash held as collateral for derivative transactions. The cash is held by the broker and is only available to meet margin calls.

(i) Investment income

Interest income and expenses are recognised in the statements of comprehensive income for all debt instruments using the effective interest method.

Interest income is recognised in the statements of comprehensive income as it accrues, using the original effective interest rate of the instrument calculated at acquisition or origination date. Interest income includes the amortisation of any discount or premium or other differences between initial carrying amount of an interest-bearing instrument and its amount calculated on an effective interest rate basis.

Dividend income is recognised on the ex-dividend date.

Trust distributions (including distributions from cash management trusts) are recognised on a present entitlement basis.

(j) Expenses

All expenses, including Responsible Entity's fees, are recognised in the statements of comprehensive income on an accruals basis.

(k) Income tax

Under current legislation, the Fund is not subject to income tax provided the taxable income of the Fund is fully distributed either by way of cash or reinvestment (i.e. unitholders are presently entitled to the income of the Fund).

Financial instruments held at fair value may include unrealised capital gains. Should such a gain be realised, that portion of the gain that is subject to capital gains tax will be distributed so that the Fund is not subject to capital gains tax.

Realised capital losses are not distributed to unitholders but are retained in the Fund to be offset against any realised capital gains. If realised capital gains exceed realised capital losses, the excess is distributed to unitholders.

The benefits of imputation credits and foreign tax paid are passed on to unitholders.

The Fund currently incurs withholding tax imposed by certain countries on investment income. Such income is recorded net of withholding tax in the statements of comprehensive income.

2 Summary of significant accounting policies (continued)

(l) Distributions

In accordance with the Fund's Constitution, the Fund distributes its distributable income, and any other amounts determined by the Responsible Entity, to unitholders by cash or reinvestment. The distributions are recognised in the statements of comprehensive income as finance costs attributable to unitholders.

(m) Increase/decrease in net asset attributable to unitholders

Income not distributed is included in net assets attributable to unitholders. Movements in net assets attributable to unitholders are recognised in the statements of comprehensive income as finance costs attributable to unitholders.

(n) Foreign currency translation

(i) Functional and presentation currency

Items included in the consolidated entity's and the Fund's financial statements are measured using the currency of the primary economic environment in which it operates (the "functional currency"). This is the Australian dollar, which reflects the currency of the economy in which the consolidated entity and the Fund competes for funds and is regulated. The Australian dollar is also the consolidated entity's and the Fund's presentation currency.

(ii) Transactions and balances

Foreign currency transactions are translated into the functional currency using the exchange rates prevailing at the dates of the transactions. Foreign exchange gains and losses resulting from the settlement of such transactions and from the translations at year end exchange rates of monetary assets and liabilities denominated in foreign currencies are recognised in the statements of comprehensive income.

Non-monetary items that are measured at fair value in a foreign currency are translated using the exchange rates at the date when the fair value was determined. Translation differences on assets and liabilities carried at fair value are reported in the statements of comprehensive income on a net basis within net gains/(losses) on financial instruments held at fair value through profit or loss.

(o) Due from/to brokers

Amounts due from/to brokers represent receivables for securities sold and payables for securities purchased that have been contracted for but not yet delivered by the end of the year. Trades are recorded on trade date, and for equities normally settled within three business days. A provision for impairment of amounts due from brokers is established when there is objective evidence that the Fund will not be able to collect all amounts due from the relevant broker. Indicators that the amount due from brokers is impaired include significant financial difficulties of the broker, probability that the broker will enter bankruptcy or financial reorganisation and default in payments.

(p) Accrued income

Accrued income may include amounts for dividends and interest. Dividends are accrued when the right to receive payment is established. Interest is accrued at the end of each reporting period from the time of last payment. Amounts are generally received within 45 days of being recorded as receivables.

(q) Receivables

Receivables include such items as Reduced Input Tax Credits (RITC) and application monies receivable from unitholders.

(r) Payables

Payables include liabilities, accrued expenses and redemptions monies owing by the consolidated entity and the Fund which are unpaid as at the end of the reporting period.

The distribution amount payable to unitholders as at the end of each reporting period is recognised separately in the balance sheets when unitholders are presently entitled to the distributable income under the Fund's Constitution.

(s) Applications and redemptions

Applications received for units in the Fund are recorded net of any entry fees payable prior to the issue of units in the Fund. Redemptions from the Fund are recorded gross of any exit fees payable after the cancellation of units redeemed.

2 Summary of significant accounting policies (continued)

(t) Goods and Services Tax (GST)

The GST incurred on the costs of various services provided to the Fund by third parties such as investment management fees have been passed onto the Fund. The Fund qualifies for RITC at a rate of 75%; hence investment management fees, custodial fees and other expenses have been recognised in the statements of comprehensive income net of the amount of GST recoverable from the Australian Taxation Office (ATO). The net amount of GST recoverable from the ATO is included in receivables in the balance sheets. Cash flows relating to GST are included in the statements of cash flows on a gross basis.

(u) Use of estimates

The consolidated entity and the Fund make estimates and assumptions that affect the reported amounts of assets and liabilities within the next financial year. Estimates are continually evaluated and based on historical experience and other factors, including expectations of future events that are believed to be reasonable under the circumstances.

For the majority of the consolidated entity's and the Fund's financial instruments, quoted market prices are readily available. However, certain financial instruments, for example, over-the-counter derivatives or unquoted securities are fair valued using valuation techniques. Where valuation techniques (for example, pricing models) are used to determine fair values, they are validated and periodically reviewed by experienced personnel of the Responsible Entity, independent of the area that created them. Models are calibrated by back testing to actual transactions to ensure that outputs are reliable.

To the extent practicable, models use observable data. However, areas such as credit risk (both own and counterparty), volatilities and correlations require management to make estimates. Changes in assumptions about these factors could affect the reported fair value of financial instruments.

For certain other financial instruments, including amounts due from/to brokers and payables, the carrying amounts approximate fair value due to the immediate or short-term nature of these financial instruments.

(v) New accounting standards and interpretations

Certain new accounting standards and interpretations have been published that are not mandatory for the 30 June 2011 reporting period. Management's assessment of the impact of these new standards (to the extent relevant to the consolidated entity and the Fund) and interpretations is set out below:

- (i) *AASB 9 Financial Instruments* and *AASB 2009-11 Amendments to Australian Accounting Standards arising from AASB 9 and AASB 2010 Amendment to Australian Accounting Standards arising from AASB 9* (December 2010) (effective from 1 January 2013)

AASB 9 Financial Instruments addresses the classification, measurement and derecognition of financial assets and financial liabilities. The standard is not applicable until 1 January 2013 but is available for early adoption.

AASB 9 permits the recognition of fair value gains and losses in other comprehensive income if they relate to equity investments that are not traded.

The consolidated entity and the Fund have not yet decided when to adopt *AASB 9*. Management does not expect this will have a significant impact on the consolidated entity's and the Fund's financial statements as the consolidated entity and the Fund does not hold any available-for-sale investments.

- (ii) *Revised AASB 124 Related Party Disclosures* and *AASB 2009-12 Amendments to Australian Accounting Standards* (effective from 1 January 2011)

In December 2009 the AASB issued a revised *AASB 124 Related Party Disclosures*. It is effective for accounting periods beginning on or after 1 January 2011 and must be applied retrospectively. The amendment clarifies and simplifies the definition of a related party and removes the requirement for government related entities to disclose details of all transactions with the government and other government related entities. The consolidated entity and the Fund will apply the amended standard from 1 July 2011. The amendments are not expected to have any effect on the consolidated entity's and the Fund's financial statements.

- (iii) *AASB 2010-6 Amendments to Australian Accounting Standards - Disclosures on Transfers of Financial Assets* (effective for annual reporting periods beginning on or after 1 July 2011)

In November 2010, the AASB issued *AASB 2010-6 Disclosures on Transfers of Financial Assets* which amends *AASB 1 First-time Adoption of Australian Accounting Standards* and *AASB 7 Financial Instruments: Disclosures* to introduce additional disclosures in respect of risk exposures arising from transferred financial assets. The amendments will affect particularly entities that sell, factor, securitise, lend or otherwise transfer financial assets to other parties. The amendments are not expected to have any impact on the consolidated entity's and the Fund's disclosures. The consolidated entity and the Fund intend to apply the amendment from 1 July 2011.

2 Summary of significant accounting policies (continued)

(v) New accounting standards and interpretations (continued)

- (iv) Amendments to AASB 2010-4 *Further Amendments to Australian Accounting Standards arising from the Annual Improvements Project* (effective for annual reporting periods beginning on or after 1 July 2010 / 1 January 2011)

In June 2010, the AASB made a number of amendments to Australian Accounting Standards as a result of the IASB's annual improvements project. The consolidated entity and the Fund do not expect that any adjustments will be necessary as a result of applying the revised rules.

(w) Rounding of amounts

The consolidated entity and the Fund is an entity of the kind referred to in Class Order 98/100 (as amended), issued by ASIC, relating to the "rounding off" of amounts in the financial statements. Amounts in the financial statements have been rounded off to the nearest thousand dollars in accordance with that Class Order, unless otherwise indicated.

3 Financial risk management

The consolidated entity's and the Fund's activities expose them to a variety of financial risks: market risk (including price risk, foreign exchange risk and interest rate risk), credit risk and liquidity risk.

Consolidated entity

The consolidated entity's financial risk is managed by each of the investment managers of the individual unit trusts within the consolidated entity. No other risk management occurs for the consolidated entity.

The consolidated entity invests into Advance Alternative Strategies Multi-Blend Fund, an actively managed multi-manager portfolio of diversified growth alternative investments.

Advance Alternative Strategies Multi-Blend Fund invested into FDRCO Ltd which is a company incorporated in the Cayman Islands. The investment objective of FDRCO Ltd is to provide a diversified, non-equity related multi-faceted investment structure specifically for growth alternative strategies. FDRCO Ltd may invest in a wide variety of market traded and over the counter financial instruments including stocks, bonds, options, derivatives and foreign exchange contracts.

Parent entity

The Fund's overall risk management programme focuses on ensuring compliance with the governing documents of the Fund and seeks to maximise the returns derived for the level of risk to which the Fund is exposed. The Fund may also use (or uses) derivative financial instruments to alter certain risk exposures. Financial risk management is carried out by the investment manager.

The Fund uses different methods to measure different types of risk to which it is exposed. These methods include sensitivity analysis in the case of interest rate, foreign exchange and other price risks and ratings analysis for credit risk.

The investment manager mitigates these financial risks through diversification and a careful selection of securities and other financial instruments within specified limits set by management.

From 24 May 2011, the Fund's performance exceptions to the UBS Bank Bill Index, which is the Fund's current benchmark, are reported to a senior management committee on a regular basis. Prior to 24 May 2011 the Fund's performance was benchmarked to the MSCI World Equity Index (Unhedged) in AUD (60%) and the Citigroup WGBI Hedged to AUD (40%) and any exceptions to which were reported to a senior management committee on a regular basis.

3 Financial risk management (continued)

(a) Market risk

(i) Price risk

Price risk is the risk that the fair value of a financial instrument will fluctuate because of changes in market prices.

The consolidated entity and the Fund are exposed to price risk on equity securities, unlisted unit trusts and derivative securities. This arises from investments held by the consolidated entity and the Fund for which prices in the future are uncertain. These are classified in the balance sheets as at fair value through profit or loss. Where non-monetary financial instruments are denominated in currencies other than the Australian dollar, the price in the future will also fluctuate because of changes in foreign exchange rates. Paragraph (ii) below sets out how this component of price risk is managed and measured. All security investments present a risk of loss of capital. Except for effectively sold-short equity positions, the maximum risk resulting from financial instruments is determined by the fair value of the financial instruments. Possible losses from equities sold short can be unlimited.

Throughout the period, the Fund held investments in offshore companies that provided exposure to alternative strategies. At period end, the Fund held no investments in offshore companies.

The consolidated entity and the Fund invest mainly into unlisted unit trusts.

The table presented in note 3(b) summarises sensitivity analysis to price risk.

(ii) Foreign exchange risk

Foreign exchange risk arises as the value of monetary securities denominated in other currencies will fluctuate due to changes in exchange rates.

The Fund holds units in international unit trusts and is exposed to foreign exchange risk as the offshore securities held by these international unit trusts are valued in foreign currency. These trusts may have also entered into derivatives in order to gain exposure to offshore markets. As these investments are non-monetary assets, the foreign exchange risk is a component of price risk.

The consolidated entity and the Fund holds units in unlisted international unit trusts and is exposed to foreign exchange risk as these securities are denominated in foreign currency. As these investments are non-monetary assets, the foreign exchange risk is a component of price risk.

The consolidated entity and the Fund are exposed to foreign exchange risk as a result of investments in financial instruments denominated in foreign currencies. The consolidated entity and the Fund may also enter into foreign currency contracts designed to either hedge some or all of this exposure.

Exceptions to compliance with the Fund's foreign exchange policy are reported to management on a regular basis. The investment managers of each of the subsidiary funds within the consolidated entity are responsible for monitoring compliance on an individual fund basis. Exceptions to compliance with the foreign exchange policy are not reported on a consolidated basis.

The table presented in note 3(b) summarises sensitivity analysis to foreign exchange risk.

The tables below summarise the consolidated entity's and the Fund's assets and liabilities that are denominated in a currency other than the Australian dollar.

Consolidated

30 June 2011	US Dollars AS'000	Euro AS'000	Japanese Yen AS'000	British Pounds AS'000	Other Currencies AS'000
Cash and cash equivalents	-	1	-	-	-
Accrued income	-	<u>10</u>	-	-	<u>3</u>
	-	<u>11</u>	-	-	<u>3</u>

3 Financial risk management (continued)

(a) Market risk (continued)

(ii) Foreign exchange risk (continued)

Consolidated

30 June 2010	US Dollars A\$'000	Euro A\$'000	Japanese Yen A\$'000	British Pounds A\$'000	Other Currencies A\$'000
Cash and cash equivalents	-	52	-	1	202
Margin accounts	15,879	-	-	4,270	3,114
Accrued income	-	14	-	-	5
Due from brokers - receivable for securities sold	-	-	-	-	1
Financial assets held at fair value through profit or loss	2,478	3,085	3,324	-	7,383
Due to brokers - payable for securities purchased	-	-	-	-	(7)
Payables	-	(561)	(2,422)	-	-
Financial liabilities held at fair value through profit or loss	<u>(5,246)</u>	<u>(6,584)</u>	<u>(702)</u>	<u>(5,314)</u>	<u>(1,722)</u>
	<u>13,111</u>	<u>(3,994)</u>	<u>200</u>	<u>(1,043)</u>	<u>8,976</u>

Parent

30 June 2011	US Dollars A\$'000	Euro A\$'000	Japanese Yen A\$'000	British Pounds A\$'000	Other Currencies A\$'000
Cash and cash equivalents	-	1	-	-	-
Accrued income	-	10	-	-	3
	-	11	-	-	3

Parent

30 June 2010	US Dollars A\$'000	Euro A\$'000	Japanese Yen A\$'000	British Pounds A\$'000	Other Currencies A\$'000
Cash and cash equivalents	-	52	-	1	201
Margin accounts	15,879	-	-	4,270	3,114
Accrued income	-	14	-	-	5
Due from brokers - receivable for securities sold	-	-	-	-	1
Financial assets held at fair value through profit or loss	2,478	3,085	3,324	-	7,383
Due to brokers - payable for securities purchased	-	-	-	-	(7)
Payables	-	(561)	(2,422)	-	-
Financial liabilities held at fair value through profit or loss	<u>(5,246)</u>	<u>(6,584)</u>	<u>(702)</u>	<u>(5,314)</u>	<u>(1,722)</u>
	<u>13,111</u>	<u>(3,994)</u>	<u>200</u>	<u>(1,043)</u>	<u>8,975</u>

* Consolidation commenced on 24 May 2011, comparative figures are for the parent entity only.

In 2010 the consolidated entity held forward foreign currency contracts with a notional exposure of \$195,348,295 (2011: \$Nil).

3 Financial risk management (continued)

(a) Market risk (continued)

(iii) Interest rate risk

Interest rate risk is the risk that the fair value or future cash flows of a financial instrument will fluctuate because of changes in market interest rates. Changes in interest rates can have a direct or indirect impact on the investment value and/or returns of all types of assets.

The consolidated entity and the Fund do not have any significant direct exposure to interest rate risk at 30 June 2011.

Exceptions to compliance with the Fund's fixed interest policy are reported to management on a regular basis. The investment managers of each of the subsidiary funds within the consolidated entity are responsible for monitoring compliance on an individual fund basis. Exceptions to compliance are not reported on a consolidated basis.

The table presented in note 3(b) summarises sensitivity analysis to interest rate risk.

(b) Summarised sensitivity analysis

The following table summarises the sensitivity of the consolidated entity's and the Fund's operating profit and net assets attributable to unitholders to interest rate risk, foreign exchange risk and other price risk. The analysis is based on reasonably possible movements in the benchmark with all other variables held constant and the fair value of the consolidated entity's and the Fund's portfolio moving according to the movement in the benchmark. The reasonably possible movements in the risk variables have been determined based on management estimates, having regard to a number of factors, including historical levels of changes in market index, security prices and/or benchmark returns, interest rates and foreign exchange rates. However, actual movements in the risk variables may be greater or less than anticipated due to a number of factors, including unusually large market shocks resulting from changes in the performance of the economies, markets and securities to which the variable is exposed. As a result, historic variations in risk variables are not a definitive indicator of future variations in the risk variables.

At 30 June 2011 the subsidiary of the parent entity disposed of its holdings in its subsidiary and therefore was not exposed to price risk at the end of the reporting period. However this is not representative of the inherent risks to which the Fund was exposed throughout the financial year, as the Fund and the consolidated entity held unit trusts and other traded instruments which exposed the Fund and the consolidated entity to price risk. The consolidated entity's and the Fund's sensitivity to price risk is disclosed in the table below.

	Price risk		Interest rate risk		Foreign exchange risk	
	Impact on operating profit / Net assets attributable to unitholders					
Consolidated	-10%	+10%	-1.00%	+1.00%	-10%	+10%
	(2010: -10%)	(2010: +10%)	(2010: -1.00%)	(2010: +1.00%)	(2010: -10%)	(2010: +10%)
	\$'000	\$'000	\$'000	\$'000	\$'000	\$'000
30 June 2011	(40,808)	40,808	(6)	6	1	(1)
30 June 2010	(81,003)	81,003	(2,889)	2,889	2,295	(2,295)

	Price risk		Interest rate risk		Foreign exchange risk	
	Impact on operating profit / Net assets attributable to unitholders					
Parent	-10%	+10%	-1.00%	+1.00%	-10%	+10%
	(2010: -10%)	(2010: +10%)	(2010: -1.00%)	(2010: +1.00%)	(2010: -10%)	(2010: +10%)
	\$'000	\$'000	\$'000	\$'000	\$'000	\$'000
30 June 2011	(30,719)	30,719	(6)	6	1	(1)
30 June 2010	(81,003)	81,003	(2,889)	2,889	2,295	(2,295)

In determining the impact of an increase/decrease in net assets attributable to unitholders arising from market risk, the Responsible Entity has considered prior period and expected future movements of the portfolio based on market information.

(c) Credit risk

Credit risk is the risk that a counterparty will fail to perform contractual obligations, either in whole or in part, under a contract.

Credit risk primarily arises from investments in debt securities and from trading in derivative products. Other credit risk arises from cash and cash equivalents, deposits with banks and other financial institutions and amounts due from brokers. None of these assets are impaired nor past due but not impaired.

3 Financial risk management (continued)

(c) Credit risk (continued)

The unlisted unit trusts invested into by the consolidated entity and the Fund are exposed to credit risk.

Concentrations of direct credit risk are minimised primarily by:

- ensuring counterparties, together with the respective credit limits, are approved;
- ensuring that transactions are undertaken with a number of counterparties; and
- ensuring that the majority of transactions are undertaken on recognised exchanges.

Exceptions to compliance with the Fund's credit risk policy are reported to management on a regular basis. The investment managers of each of the subsidiary funds within the consolidated entity are responsible for monitoring compliance on an individual fund basis. Exceptions to compliance with the credit risk policy are not monitored on a consolidated basis.

As at period end, the following amounts are receivable:

	Consolidated	Parent
	30 June	30 June
	2011	2011
	\$'000	\$'000
Due from brokers- receivable for units not yet allocated- FDRCO Ltd	100,000	-
Due from brokers- receivable for securities sold- FDRCO Ltd	<u>308,081</u>	<u>-</u>
Total	<u>408,081</u>	<u>-</u>

An external credit rating is not available for FDRCO Limited. There is no historical information available to assess the credit worthiness of this counterparty as this is a new arrangement in the current financial year.

Apart from the above there were no significant direct concentrations of credit risk to counterparties at 30 June 2011.

(d) Liquidity risk

Liquidity risk is the risk that the consolidated entity and the Fund will not be able to generate sufficient cash resources to settle its obligations in full as they fall due or can only do so on terms that are materially disadvantageous.

The consolidated entity and the Fund are exposed to daily cash redemptions of redeemable units and daily margin calls on derivatives. They therefore primarily hold investments that are traded in an active market and can be readily disposed of. Only a limited proportion of its assets are not traded on an active market.

The consolidated entity and the Fund hold units in unlisted unit trusts which are priced daily and can be readily disposed of.

The risk management guidelines adopted are designed to minimise liquidity risk through:

- ensuring that the exposure to illiquid or thinly traded financial instruments is managed appropriately, and
- applying limits to ensure there is no concentration of liquidity risk to a particular counterparty.

Exceptions to the above, at the Fund level, are reported to management on a regular basis. Liquidity risk is not monitored on a consolidated basis.

The consolidated entity and the Fund may, from time to time, invest in derivative contracts traded over the counter, which are not traded on a recognised exchange and may be illiquid. As a result, the consolidated entity and the Fund may not be able to quickly liquidate their investments in these instruments at an amount close to their fair value to meet their liquidity requirements or to respond to specific events such as deterioration in the creditworthiness of any particular issuer or counterparty. Such investments held at year end are disclosed in the note on derivative financial instruments below.

3 Financial risk management (continued)

(d) Liquidity risk (continued)

The table below analyses the consolidated entity's and the Fund's non-derivative financial liabilities into relevant maturity groupings based on the remaining period to the earliest possible contractual maturity date at the end of the reporting period. The amounts in the table are contractual undiscounted cash flows.

Consolidated	Less than 1 month \$'000	1-3 months \$'000	Greater than 3 months \$'000
At 30 June 2011			
Payables	264	-	-
Net assets attributable to non-controlling interests	100,676	-	-
Net assets attributable to unitholders	<u>307,818</u>	-	-
Total	<u>408,758</u>	-	-
Consolidated	Less than 1 month \$'000	1-3 months \$'000	Greater than 3 months \$'000
At 30 June 2010			
Due to brokers - payable for securities purchased	7	-	-
Payables	3,286	-	-
Net assets attributable to unitholders	<u>293,922</u>	-	-
Total	<u>297,215</u>	-	-
Parent	Less than 1 month \$'000	1-3 months \$'000	Greater than 3 months \$'000
At 30 June 2011			
Payables	17	-	-
Net assets attributable to unitholders	<u>307,818</u>	-	-
Total	<u>307,835</u>	-	-
Parent	Less than 1 month \$'000	1-3 months \$'000	Greater than 3 months \$'000
At 30 June 2010			
Due to brokers - payable for securities purchased	7	-	-
Payables	3,286	-	-
Net assets attributable to unitholders	<u>293,922</u>	-	-
Total	<u>297,215</u>	-	-

* Consolidation commenced on 24 May 2011, comparative figures are for the parent entity only.

3 Financial risk management (continued)

(d) Liquidity risk (continued)

The table below analyses the consolidated entity's and the Fund's net settled derivative financial instruments for which the contractual maturities are considered important to understanding the timing of cash flows based on the consolidated entity's and the Fund's investment strategy (2011: Nil).

Consolidated	Less than 1 month \$'000	1-3 months \$'000	Greater than 3 months \$'000
At 30 June 2010			
Net settled derivatives			
Forward currency contracts	-	(2,447)	-
International fixed interest futures	-	2,405	-
Australian fixed interest futures	-	537	-
Australian share price index futures	-	(1,133)	-
International share price index futures	(4,247)	(8,309)	-
Parent	Less than 1 month \$'000	1-3 months \$'000	Greater than 3 months \$'000
At 30 June 2010			
Net settled derivatives			
Forward currency contracts	-	(2,447)	-
International fixed interest futures	-	2,405	-
Australian fixed interest futures	-	537	-
Australian share price index futures	-	(1,133)	-
International share price index futures	(4,247)	(8,309)	-

(e) Fair value estimation

The carrying amounts of the consolidated entity's and the Fund's assets and liabilities at the end of each reporting period approximate their fair values.

Financial assets and liabilities held at fair value through profit or loss are measured initially at fair value excluding any transaction costs that are directly attributable to the acquisition or issue of the financial asset or financial liability. Transaction costs on financial assets and financial liabilities at fair value through profit or loss are expensed immediately. Subsequent to initial recognition, all instruments held at fair value through profit or loss are measured at fair value with changes in their fair value recognised in the statements of comprehensive income.

(i) Fair value in an active market

The fair value of financial assets and liabilities traded in active markets is based on their quoted market prices at the end of the reporting period without any deduction for estimated future selling costs.

The consolidated entity and the Fund value their investments in accordance with the accounting policies set out in note 2. For the majority of its investments, the consolidated entity and the Fund rely on information provided by independent pricing services for the valuation of their investments.

The quoted market price used for financial assets held by the consolidated entity and the Fund is the current bid price; the appropriate quoted market price for financial liabilities is the current asking price. When the consolidated entity and the Fund hold derivatives with offsetting market risks, they use mid-market prices as a basis for establishing fair value for the offsetting risk positions and apply this bid or asking price to the net open position, as appropriate.

A financial instrument is regarded as quoted in an active market if quoted prices are readily and regularly available from an exchange, dealer, broker, industry group, pricing service, or regulatory agency, and those prices represent actual and regularly occurring market transactions on an arm's length basis.

(ii) Fair value in an inactive or unquoted market

The fair value of financial assets and liabilities that are not traded in an active market is determined using valuation techniques. These include the use of recent arm's length market transactions, reference to the current fair value of a substantially similar other instrument, discounted cash flow techniques, option pricing models or any other valuation technique that provides a reliable estimate of prices obtained in actual market transactions.

3 Financial risk management (continued)

(e) Fair value estimation (continued)

Where discounted cash flow techniques are used, estimated future cash flows are based on management's best estimates and the discount rate used is a market rate at the end of the reporting period applicable for an instrument with similar terms and conditions.

For other pricing models, inputs are based on market data at the end of the reporting period. Fair values for unquoted equity investments are estimated, if possible, using applicable price/earnings ratios for similar listed companies adjusted to reflect the specific circumstances of the issuer.

The fair value of derivatives that are not exchange traded is estimated at the amount that the consolidated entity and the Fund would receive or pay to terminate the contract at the end of the reporting period taking into account current market conditions (volatility and appropriate yield curve) and the current creditworthiness of the counterparties. The fair value of a forward contract is determined as a net present value of estimated future cash flows, discounted at appropriate market rates as at the valuation date. The fair value of an option contract is determined by applying the Black-Scholes option valuation model.

Some of the inputs to these models may not be market observable and are therefore estimated based on assumptions.

The output of a model is always an estimate or approximation of a value that cannot be determined with certainty, and valuation techniques employed may not fully reflect all factors relevant to the positions the consolidated entity and the Fund hold. Valuations are therefore adjusted, where appropriate, to allow for additional factors including liquidity risk and counterparty risk.

Investments in unlisted unit trusts are recorded at the redemption value per unit as reported by the managers of such funds.

(f) Fair value hierarchy

(i) Classification of financial assets and financial liabilities

The consolidated entity and the Fund classify fair value measurements using a fair value hierarchy that reflects the subjectivity of the inputs used in making the measurements. The fair value hierarchy has the following levels:

- Quoted prices (unadjusted) in active markets for identical assets or liabilities (level 1).
- Inputs other than quoted prices included within level 1 that are observable for the asset or liability, either directly (that is, as prices) or indirectly (that is, derived from prices) (level 2).
- Inputs for the asset or liability that are not based on observable market data (that is, unobservable inputs) (level 3).

The level in the fair value hierarchy within which the fair value measurement is categorised in its entirety is determined on the basis of the lowest level input that is significant to the fair value measurement in its entirety. For this purpose, the significance of an input is assessed against the fair value measurement in its entirety. If a fair value measurement uses observable inputs that require significant adjustment based on unobservable inputs, that measurement is a level 3 measurement. Assessing the significance of a particular input to the fair value measurement in its entirety requires judgement, considering factors specific to the asset or liability.

The determination of what constitutes 'observable' requires significant judgement by the Responsible Entity. The Responsible Entity considers observable data to be that market data that is readily available, regularly distributed or updated, reliable and verifiable, not proprietary, and provided by independent sources that are actively involved in the relevant market.

3 Financial risk management (continued)

(f) Fair value hierarchy (continued)

The table below sets out the consolidated entity's and the Fund's financial assets and liabilities (by class) measured at fair value according to the fair value hierarchy at 30 June 2011 and 30 June 2010 (Consolidated entity (2011: Nil)).

Consolidated - as at 30 June 2010	Level 1 \$'000	Level 2 \$'000	Level 3 \$'000	Total \$'000
Financial assets				
Financial assets held for trading:				
Derivatives	8,410	1,714	-	10,124
Financial assets designated at fair value through profit or loss:				
Equity securities	5,028	1,684	-	6,712
Money market securities	<u>112,193</u>	<u>-</u>	<u>-</u>	<u>112,193</u>
Total	<u>125,631</u>	<u>3,398</u>	<u>-</u>	<u>129,029</u>
Financial liabilities				
Financial liabilities held for trading:				
Derivatives	<u>22,040</u>	<u>1,278</u>	<u>-</u>	<u>23,318</u>
Total	<u>22,040</u>	<u>1,278</u>	<u>-</u>	<u>23,318</u>
Parent - as at 30 June 2011	Level 1 \$'000	Level 2 \$'000	Level 3 \$'000	Total \$'000
Financial assets				
Financial assets designated at fair value through profit or loss:				
Unlisted unit trusts	<u>-</u>	<u>307,190</u>	<u>-</u>	<u>307,190</u>
Total	<u>-</u>	<u>307,190</u>	<u>-</u>	<u>307,190</u>
Parent - as at 30 June 2010	Level 1 \$'000	Level 2 \$'000	Level 3 \$'000	Total \$'000
Financial assets				
Financial assets held for trading:				
Derivatives	8,410	1,714	-	10,124
Financial assets designated at fair value through profit or loss:				
Equity securities	5,028	1,684	-	6,712
Money market securities	<u>112,193</u>	<u>-</u>	<u>-</u>	<u>112,193</u>
Total	<u>125,631</u>	<u>3,398</u>	<u>-</u>	<u>129,029</u>
Financial liabilities				
Financial liabilities held for trading:				
Derivatives	<u>22,040</u>	<u>1,278</u>	<u>-</u>	<u>23,318</u>
Total	<u>22,040</u>	<u>1,278</u>	<u>-</u>	<u>23,318</u>

Investments, whose values are based on quoted market prices in active markets, and therefore classified within level 1, include active unlisted unit trusts, active listed equities, exchange traded derivatives, currency contracts, money market securities, government bonds and listed corporate debt.

3 Financial risk management (continued)

(f) Fair value hierarchy (continued)

Financial instruments that trade in markets that are not considered to be active but are valued based on quoted market prices, dealer quotations or alternative pricing sources supported by observable inputs are classified within level 2. These include certain unlisted corporate debt and floating rate notes, warrants, swaps, certain unlisted unit trusts, and certain listed equities. As level 2 investments include positions that are not traded in active markets and/or are subject to transfer restrictions, valuations may be adjusted to reflect illiquidity and/or non transferability, which are generally based on available market information.

Investments classified within level 3 have significant unobservable inputs, as they are infrequently traded. Level 3 instruments include certain unlisted shares, certain corporate debt securities and unlisted unit trusts with suspended applications and withdrawals. As observable prices are not available for these securities, the Responsible Entity has used valuation techniques to derive fair value.

(ii) Transfers between levels

There have been no transfers between levels for the year ended 30 June 2011 (30 June 2010: Nil).

4 Interest income

The following table details the interest income earned by the consolidated entity and the Fund during the year:

	*Consolidated		Parent	
	Year ended		Year ended	
	30 June 2011	30 June 2010	30 June 2011	30 June 2010
	\$'000	\$'000	\$'000	\$'000
Interest income from debt securities designated at fair value through profit or loss	3,052	2,156	3,051	2,156
Interest income from financial assets that are not at fair value through profit or loss:				
Cash and cash equivalents	<u>1,914</u>	<u>2,409</u>	<u>1,753</u>	<u>2,409</u>
Total interest income	<u>4,966</u>	<u>4,565</u>	<u>4,804</u>	<u>4,565</u>

* Consolidation commenced on 24 May 2011, comparative figures are for the parent entity only.

5 Other operating expenses

	*Consolidated		Parent	
	Year ended		Year ended	
	30 June 2011	30 June 2010	30 June 2011	30 June 2010
	\$'000	\$'000	\$'000	\$'000
Custodian fees	7	-	-	-
Audit fees	84	-	-	-
Administration expenses	15	-	-	-
Other	5	2	4	2
Legal fees	84	-	-	-
	<u>195</u>	<u>2</u>	<u>4</u>	<u>2</u>

* Consolidation commenced on 24 May 2011, comparative figures are for the parent entity only.

Consolidated

Auditor's remuneration for auditing the consolidated financial statements of \$96,722 (2010: \$9,484) and other services of \$760 (2010: \$742) were partly paid for by the subsidiary by inclusion in the operating expenses and partly paid for by the Responsible Entity out of their fees.

Parent

Auditor's remuneration for auditing the financial statements of \$9,213 (2010: \$9,484) and other services of \$760 (2010: \$742) were paid by the Responsible Entity out of their fees.

6 Net gains/(losses) on financial instruments held at fair value through profit or loss

	*Consolidated		Parent	
	Year ended		Year ended	
	30 June 2011	30 June 2010	30 June 2011	30 June 2010
	\$'000	\$'000	\$'000	\$'000
Net unrealised gains/(losses) on financial instruments held for trading	13,194	(10,098)	13,194	(10,098)
Net unrealised gains/(losses) on financial instruments designated at fair value through profit or loss	3,305	1,479	18	1,479
Net realised gains/(losses) on financial instruments held for trading	22,532	59,468	24,811	59,468
Net realised gains/(losses) on financial instruments designated at fair value through profit or loss	<u>1,652</u>	<u>2,669</u>	<u>1,652</u>	<u>2,669</u>
Total net gains/(losses) on financial instruments held at fair value through profit or loss	<u>40,683</u>	<u>53,518</u>	<u>39,675</u>	<u>53,518</u>

* Consolidation commenced on 24 May 2011, comparative figures are for the parent entity only.

7 Net assets attributable to unitholders of the parent

Movements in number of units and net assets attributable to unitholders during the period were as follows:

	Parent			
	30 June 2011	30 June 2010	30 June 2011	30 June 2010
	No. '000	No. '000	\$'000	\$'000
Net assets attributable to unitholders				
Opening balance	366,344	378,497	293,922	248,956
Applications	17,799	285,515	15,756	210,984
Redemptions	(49,363)	(297,668)	(42,824)	(220,472)
Increase/(decrease) in net assets attributable to unitholders	<u>-</u>	<u>-</u>	<u>40,964</u>	<u>54,454</u>
Closing balance	<u>334,780</u>	<u>366,344</u>	<u>307,818</u>	<u>293,922</u>

As stipulated within the Fund's Constitution, each unit represents a right to an individual share in the Fund and does not extend to a right in the underlying assets of the Fund. There are no separate classes of units and each unit has the same rights attaching to it as all other units of the Fund.

Capital risk management

The Responsible Entity manages the Fund's net assets attributable to unitholders as capital, notwithstanding net assets attributable to unitholders are classified as a liability. The amount of net assets attributable to unitholders can change significantly on a daily basis as the Fund is subject to daily applications and redemptions at the discretion of unitholders.

The Responsible Entity monitors the Fund's individual redemptions greater than \$1,000,000 or 5% of the Fund size. Management assesses the impact on remaining unitholders of the realisation of the assets to meet the redemption before approving these transactions and allowing them to be processed in the registry system and funds remitted to the redeeming unitholder. As permitted under the governing documents, where the impact on remaining unitholders is significant, management may decide to pay a special distribution and/or may delay payment of the redemption amount.

(a) Unrealised capital losses

At the end of the reporting period, the Fund had net unrealised capital losses of \$862,554 (2010: \$2,138,875).

8 Cash and cash equivalents

	As at *		As at	
	Consolidated		Parent	
	30 June 2011	30 June 2010	30 June 2011	30 June 2010
	\$'000	\$'000	\$'000	\$'000
Cash at bank	611	39,312	583	39,312
Deposits at call	-	59,902	-	59,902
Foreign currency holdings	<u>1</u>	<u>255</u>	<u>1</u>	<u>255</u>
	<u>612</u>	<u>99,469</u>	<u>584</u>	<u>99,469</u>

* Consolidation commenced on 24 May 2011, comparative figures are for the parent entity only.

9 Financial assets held at fair value through profit or loss

	As at *		As at	
	Consolidated		Parent	
	30 June 2011	30 June 2010	30 June 2011	30 June 2010
	Fair value \$'000	Fair value \$'000	Fair value \$'000	Fair value \$'000
Held for trading				
Derivatives (note 11)	-	10,124	-	10,124
Total held for trading	-	10,124	-	10,124
Designated at fair value through profit or loss				
Equity securities	-	6,712	-	6,712
Unlisted unit trusts	-	-	307,190	-
Money market securities	-	112,193	-	112,193
Total designated at fair value through profit or loss	-	118,905	307,190	118,905
Total financial assets held at fair value through profit or loss	-	129,029	307,190	129,029
Comprising:				
Derivatives				
Forward currency contracts	-	4,669	-	4,669
International share price index futures	-	1,464	-	1,464
Australian fixed interest futures	-	537	-	537
International fixed interest futures	-	3,454	-	3,454
Total derivatives	-	10,124	-	10,124
Equity securities				
International equity securities listed on a prescribed stock exchange	-	6,712	-	6,712
Total equity securities	-	6,712	-	6,712
Unlisted unit trusts				
Units in Alternative investment trusts	-	-	307,190	-
Total unlisted unit trusts	-	-	307,190	-
Money market securities				
Promissory notes	-	39,881	-	39,881
Negotiable certificates of deposit	-	72,312	-	72,312
Total money market securities	-	112,193	-	112,193
Total financial assets held at fair value through profit or loss	-	129,029	307,190	129,029

* Consolidation commenced on 24 May 2011, comparative figures are for the parent entity only.

An overview of the risk exposures relating to financial assets held at fair value through profit or loss is included in note 3.

10 Financial liabilities held at fair value through profit or loss

	As at *		As at	
	Consolidated		Parent	
	30 June 2011	30 June 2010	30 June 2011	30 June 2010
	Fair value	Fair value	Fair value	Fair value
	\$'000	\$'000	\$'000	\$'000
Held for trading				
Derivatives (note 11)	-	23,318	-	23,318
Total held for trading	-	23,318	-	23,318
Total financial liabilities held at fair value through profit or loss	-	23,318	-	23,318
Comprising:				
Derivatives				
Forward currency contracts	-	7,116	-	7,116
International fixed interest futures	-	1,049	-	1,049
International share price index futures	-	14,020	-	14,020
Australian share price index futures	-	1,133	-	1,133
Total derivatives	-	23,318	-	23,318
Total financial liabilities held at fair value through profit or loss	-	23,318	-	23,318

* Consolidation commenced on 24 May 2011, comparative figures are for the parent entity only.

An overview of the risk exposures relating to financial liabilities held at fair value through profit or loss is included in note 3.

11 Derivative financial instruments

In the normal course of business, the consolidated entity and the Fund enter into transactions in various derivative financial instruments which have certain risks. A derivative is a financial instrument or other contract which is settled at a future date whose value changes in response to a change in a specified interest rate, financial instrument price, commodity price, foreign exchange rate, index of prices or rates, credit rating or credit index or other variable.

Derivative financial instruments require no initial net investment or an initial net investment that is smaller than would be required for other types of contracts that would be expected to have a similar response to changes in market factors.

Derivative transactions include many different instruments, such as forwards, futures and options. Derivatives are considered to be part of the investment process and the use of derivatives is an essential part of the consolidated entity's and the Fund's portfolio management. Derivatives are not managed in isolation. Consequently, the use of derivatives is multifaceted and includes:

- hedging to protect an asset or liability of the consolidated entity and the Fund against a fluctuation in market values or to reduce volatility
- a substitution for trading of physical securities
- adjusting asset exposures within the parameters set in the investment strategy, and/or adjusting the duration of fixed interest portfolios or the weighted average maturity of cash portfolios.

While derivatives are used for trading purposes, they are not used to gear (leverage) a portfolio. Gearing a portfolio would occur if the level of exposure to the markets exceeds the underlying value of the consolidated entity and the Fund.

As at reporting date, there were no derivative financial instruments held by the consolidated entity and the Fund (2010: \$Nil).

The consolidated entity and the Fund held the following derivative financial instruments during the year:

11 Derivative financial instruments (continued)

(a) Futures

Futures are contractual obligations to buy or sell financial instruments on a future date at a specified price established in an organised market. The futures contracts are collateralised by cash or marketable securities. Changes in futures contracts' values are usually settled net daily with the exchange. Interest rate futures are contractual obligations to receive or pay a net amount based on changes in interest rates at a future date at a specified price, established in an organised financial market.

(b) Forward currency contracts

Forward currency contracts are primarily used by the consolidated entity and the Fund to hedge against foreign currency exchange rate risks on its non-Australian dollar denominated securities. The consolidated entity and the Fund agree to receive or deliver a fixed quantity of foreign currency for an agreed upon price on an agreed future date. Forward currency contracts are valued at the prevailing bid price at the end of each reporting period. The consolidated entity and the Fund recognise a gain or loss equal to the change in fair value at the end of each reporting period.

The consolidated entity's and the Fund's derivative financial instruments at year end are detailed below:

	*Consolidated		Parent	
	30 June 2011	30 June 2010	30 June 2011	30 June 2010
	Contract/ notional \$'000	Contract/ notional \$'000	Contract/ notional \$'000	Contract/ notional \$'000
Forward currency contracts	-	195,348	-	195,348
Buy				
Australian share price index futures	-	17,900	-	17,900
International fixed interest futures	-	208,547	-	208,547
International share price index futures	<u>-</u>	<u>233,087</u>	<u>-</u>	<u>233,087</u>
Sell				
International fixed interest futures	-	28,729	-	28,729
International share price index futures	<u>-</u>	<u>32,500</u>	<u>-</u>	<u>32,500</u>

* Consolidation commenced on 24 May 2011, comparative figures are for the parent entity only.

Risk exposures and fair value measurements

Information about the consolidated entity and the Fund's exposure to credit risk, foreign exchange risk, and interest rate risk and about the methods and assumptions used in determining fair values is provided in note 3 to the financial statements. The maximum exposure to credit risk at the end of the reporting period is the carrying amount of each class of derivative financial instruments disclosed above.

12 Related party transactions

Parent entity

The parent entity within the group is Advance Global Alpha Fund.

Subsidiaries

Interests in subsidiaries are set out in note 13.

Responsible Entity

The Responsible Entity of the Fund is Advance Asset Management Limited (ABN 98 002 538 329), a wholly owned subsidiary of St George Procurement Management Pty Limited (ABN 23 000 305 573). The ultimate parent entity is Westpac Banking Corporation (ABN 33 007 457 141). The registered office of the Responsible Entity is Level 20, 275 Kent Street, Sydney, NSW 2000.

Key management personnel

(a) Directors

Key management personnel includes persons who were directors of Advance Asset Management Limited at any time during the financial year as follows:

J Frechtling (appointed 25 February 2009, resigned 21 February 2011)

G McGrath (appointed 25 February 2009, resigned 28 October 2010)

J Shuttleworth (appointed 25 February 2009)

S Khan (appointed 1 October 2009, resigned 28 October 2010)

D Lees (appointed 7 July 2010)

V Poole (appointed 28 October 2010, resigned 1 March 2011)

L Ralph (appointed 21 February 2011)

D Plumb (appointed 1 March 2011)

R Davies (appointed 1 March 2011)

(b) Other key management personnel

The following persons also had authority and responsibility for planning, directing, and controlling the activities of the Fund, directly or indirectly during the financial year:

Name	Position	Employer
B Cooper	CEO, BT Financial Group	Westpac Banking Corporation

There were no other persons with responsibility for planning, directing and controlling the activities of the Fund, directly or indirectly during the financial year.

12 Related party transactions (continued)

Responsible Entity's/manager's fees and other transactions

For the year ended 30 June 2011, in accordance with the Fund's Constitution, the Responsible Entity received the following fee (inclusive of GST, net of RITC available to the Fund) per annum (2010: 1.23%):

- i) for the period 1 July 2010 to 31 May 2011, the Responsible Entity received an annual fee of 1.23%;
- ii) for the period 1 June 2011 to 30 June 2011, the Responsible Entity reduced the annual fee to a rate of 0.98%

All expenses in connection with the preparation of accounting records and the maintenance of the unit register of the Fund are fully borne by the Responsible Entity.

All related party transactions are conducted on normal commercial terms and conditions. The transactions during the year and amounts payable at year end between the Fund and the Responsible Entity are as follows:

	Consolidated *		Parent	
	30 June 2011 \$'000	30 June 2010 \$'000	30 June 2011 \$'000	30 June 2010 \$'000
Management fees for the year paid/(received) by the Fund to/(from) the Responsible Entity	<u>3,717</u>	<u>3,556</u>	<u>3,425</u>	<u>3,556</u>
Aggregate amounts payable/(receivable) to/(from) the Responsible Entity at the reporting date	<u>495</u>	<u>302</u>	<u>248</u>	<u>302</u>

* Consolidation commenced on 24 May 2011, comparative figures are for the parent entity only.

Related party schemes' unitholdings

Parties related to the Fund (including the Responsible Entity, its related parties or other schemes managed by the Responsible Entity) held units in the Fund as follows:

2011	Number of units held opening (000's units)	Number of units held closing (000's units)	Interest held (%)	Parent		Distributions paid/payable by the Funds (\$'000)
				Number of units acquired (000's units)	Number of units disposed (000's units)	
Unitholder						
Defensive Multi-Blend Fund	10,509	10,509	3.14	-	-	-
Balanced Multi-Blend Fund	124,470	128,929	38.51	4,459	-	-
Growth Multi-Blend Fund	96,513	104,398	31.18	7,885	-	-
Asgard & IBS Holdings	52,898	15,998	4.77	7,790	(44,690)	-
High Growth Multi-Blend Fund	55,446	55,446	16.56	-	-	-
Moderate Multi-Blend Fund	<u>13,661</u>	<u>13,661</u>	<u>4.08</u>	<u>-</u>	<u>-</u>	<u>-</u>
	<u>353,497</u>	<u>328,941</u>	<u>98.24</u>	<u>20,134</u>	<u>(44,690)</u>	<u>-</u>

2010	Number of units held opening (000's units)	Number of units held closing (000's units)	Interest held (%)	Parent		Distributions paid/payable by the Funds (\$'000)
				Number of units acquired (000's units)	Number of units disposed (000's units)	
Unitholder						
Defensive Multi-Blend Fund	5,356	10,509	2.87	5,153	-	-
Balanced Multi-Blend Fund	34,554	124,470	33.98	89,916	-	-
Growth Multi-Blend Fund	11,500	96,513	26.34	98,279	(13,266)	-
Asgard & IBS Holdings	308,658	52,898	17.60	22,316	(278,076)	-
High Growth Multi-Blend Fund	3,633	55,446	15.14	59,273	(7,460)	-
Moderate Multi-Blend Fund	<u>9,513</u>	<u>13,661</u>	<u>3.73</u>	<u>13,875</u>	<u>(9,727)</u>	<u>-</u>
	<u>373,214</u>	<u>353,497</u>	<u>99.66</u>	<u>288,812</u>	<u>(308,529)</u>	<u>-</u>

12 Related party transactions (continued)

Key management personnel unitholdings

At 30 June 2011 no key management personnel held units in the Fund (2010: Nil).

Key management personnel compensation

Key management personnel are paid by Westpac Banking Corporation or the Responsible Entity. Payments made from the Fund to the Responsible Entity do not include any amounts directly attributable to the compensation of key management personnel.

Key management personnel loan disclosures

The Fund has not made, guaranteed or secured, directly or indirectly, any loans to the key management personnel or their personally related entities at any time during the reporting period (2010: Nil).

Investments

The Fund held investments in the following schemes which were also managed by the Responsible Entity or its related parties:

2011	Fair value of investment (\$'000)	Interest held (%)	Distribution received/receivable (\$'000)	Units acquired during the year (000's units)	Units disposed during the year (000's units)
Advance Alternative Strategy Multi-Blend Fund *	307,190	75.49	-	308,052	-
	<u>307,190</u>		<u>-</u>		<u>-</u>

The principal activity of the fund is denoted by the name of the fund.

Other transactions within the Fund

Apart from those details disclosed in this note, no key management personnel have entered into a material contract with the Fund during the financial year and there were no material contracts involving key management personnel's interests existing at year end.

13 Investments in subsidiaries

The consolidated financial statements incorporate the assets, liabilities and results of the following subsidiaries in accordance with the accounting policy described in note 2(b). Subsidiaries are recorded in the parent entity within financial assets held at fair value through profit or loss.

Name of entity	Country of domicile	Fair value		Equity holding*	
		30 June 2011	30 June 2010	30 June 2011	30 June 2010
		\$'000	\$	%	%
Advance Alternative Strategies Multi-Blend Fund	Australia	307,190	-	75.49	-

* The proportion of ownership interest is equal to the proportion of voting power held.

14 Business combination

(a) Summary of acquisition

i) On 24 May 2011, the Fund gained control of Advance Alternative Strategies Multi-Blend Fund, when the interest held by the Fund reached 100% of the units of Advance Alternative Strategies Multi-Blend Fund. On the date that control transferred to the Fund, the fair value of the investment in Advance Alternative Strategies Multi-Blend Fund was \$217,000,000.

ii) On 25 May 2011, the subsidiary, Advance Alternative Strategies Multi Blend Fund gained control of FDRCO Ltd, when the interest held by the Fund reached 100% of the units of FDRCO Ltd. On the date that the control transferred to the Fund, the fair value of the investment in FDRCO Ltd was \$10,000,000.

(b) Purchase consideration

i) The 100% holding at 24 May 2011 was obtained as a result of a single acquisition of a controlling interest in Advance Alternative Strategies Multi-Blend Fund. The purchase consideration amounted to \$217,000,000.

ii) The 100% holding at 25 May 2011 from the subsidiary was obtained as a result of a single acquisition of a controlling interest in FDRCO Ltd. The purchase consideration amounted to \$10,000,000.

(c) Assets and liabilities acquired

i) The assets and liabilities arising from the acquisition of Advance Alternative Strategies Multi-Blend Fund are as follows:

	Fair value \$'000
Cash and cash equivalents	217,000
Fair value of net identifiable assets acquired	217,000
Purchase consideration	217,000
Cash and cash equivalents	(217,000)
Net cash outflow	-

ii) The assets and liabilities arising from the acquisition of FDRCO Ltd, by the subsidiary of the Fund, are as follows:

	Fair value \$'000
Cash and cash equivalents	10,000
Fair value of net identifiable assets acquired	10,000
Purchase consideration	10,000
Cash and cash equivalents	(10,000)
Net cash outflow	-

15 Business disposal

(a) Summary of disposal

On 30 June 2011, the subsidiary of the Fund lost control of FDRCO Ltd, when the interest held by the subsidiary of the Fund reached Nil% of the shares in FDRCO Ltd. On the date that control transferred from the subsidiary of the Fund, the fair value of the investment in FDRCO Ltd was \$308,081,000.

(b) Sale consideration

On 30 June 2011, control of FDRCO Ltd was lost due to full redemption. Sale consideration receivable by the parent entity was \$308,081,000.

(c) Assets and liabilities lost

The assets and liabilities disposed of are as follows:

	Fair value \$'000
Cash and cash equivalents	20,246
Due from brokers - receivable for securities sold	52,897
Financial assets held at fair value through profit or loss	235,077
Payables	(139)
Net assets attributable to unitholders of the parent entity	<u>(308,081)</u>
Fair value of net identifiable assets disposed	<u>-</u>
Sale consideration receivable	<u>308,081</u>

16 Reconciliation of operating profit/(loss) to net cash inflow/(outflow) from operating activities

	*Consolidated		Parent	
	Year ended		Year ended	
	30 June 2011	30 June 2010	30 June 2011	30 June 2010
	\$'000	\$'000	\$'000	\$'000
(a) Reconciliation of operating profit/(loss) to net cash inflow/(outflow) from operating activities				
Operating profit/(loss) for the year	41,641	54,454	40,964	54,454
Proceeds from sale of financial instruments held at fair value through profit or loss	921,163	801,558	915,477	801,558
Purchase of financial instruments held at fair value through profit or loss	(1,069,378)	(752,079)	(983,916)	(752,079)
Net (gains)/losses on financial instruments held at fair value through profit or loss	(40,683)	(53,518)	(39,675)	(53,518)
Net change in accrued income and receivables	60	(59)	64	(59)
Net change in payables	<u>101</u>	<u>20</u>	<u>(284)</u>	<u>20</u>
Net cash inflow/(outflow) from operating activities	<u>(147,096)</u>	<u>50,376</u>	<u>(67,370)</u>	<u>50,376</u>

* Consolidation commenced on 24 May 2011, comparative figures are for the parent entity only.

17 Events occurring after the reporting period

The consolidated entity and the Fund invest directly or indirectly in equities and are consequently exposed to the market risk associated with these investments.

Since the end of the reporting period share markets have experienced a period of significant volatility, impacting on the valuation of the consolidated entity and the Fund's investment portfolio.

As the investments are measured at their 30 June 2011 fair values in the financial report, this volatility in value is not reflected in the statement of comprehensive income or the balance sheet. As the consolidated entity and the Fund allocate all of their investment income to unitholders, the volatility in value of investments has been reflected in the current unit price, resulting in a corresponding change in net assets attributable to unitholders.

Effective 1 July 2011, the consolidated entity reinvested into FDRCO Ltd for \$308,081,000, through its subsidiary Advance Alternative Strategies Multi-Blend Fund.

There were no other significant events which have occurred since the end of the reporting period which would impact on the financial position of the consolidated entity or Fund disclosed in the balance sheets as at 30 June 2011 or on the results and cash flows of the consolidated entity or Fund for the year ended on that date.

18 Contingent assets and liabilities and commitments


There are no outstanding contingent assets, liabilities or commitments as at 30 June 2011 and 30 June 2010.

Directors' declaration

In the opinion of the directors of the Responsible Entity:

- (a) the financial statements and notes set out on pages 6 to 35 are in accordance with the *Corporations Act 2001*, including:
 - (i) complying with Accounting Standards, the *Corporations Regulations 2001* and other mandatory professional reporting requirements; and
 - (ii) giving a true and fair view of the consolidated entity's and the Fund's financial position as at 30 June 2011 and of its performance for the financial year ended on that date; and
- (b) there are reasonable grounds to believe that the Fund will be able to pay its debts as and when they become due and payable; and
- (c) note 2(a) confirms that the financial statements comply with International Financial Reporting Standards as issued by the International Accounting Standards Board.

This declaration is made in accordance with a resolution of the directors.



Director



Director

Sydney

19 September 2011



Independent audit report to the unitholders of Advance Global Alpha Fund

Report on the financial report

We have audited the accompanying financial report of Advance Global Alpha Fund, which comprises the balance sheets as at 30 June 2011, the statements of comprehensive income, statements of changes in equity and statements of cash flows for the year ended on that date, a summary of significant accounting policies, other explanatory notes and the directors' declaration for Advance Global Alpha Fund ("the Fund") and Advance Global Alpha Fund Group ("the consolidated entity"). The consolidated entity comprises the Fund and the entities it controlled at the year's end or from time to time during the financial year.

Directors' responsibility for the financial report

The directors of the Responsible Entity are responsible for the preparation and fair presentation of the financial report in accordance with Australian Accounting Standards (including the Australian Accounting Interpretations) and the *Corporations Act 2001*. This responsibility includes establishing and maintaining internal controls relevant to the preparation and fair presentation of the financial report that are free from material misstatement, whether due to fraud or error; selecting and applying appropriate accounting policies; and making accounting estimates that are reasonable in the circumstances. In note 2(a), the directors also state, in accordance with Accounting Standard AASB 101 *Presentation of Financial Statements*, that the financial statements of Advance Global Alpha Fund comply with International Financial Reporting Standards.

Auditor's responsibility

Our responsibility is to express an opinion on the financial report based on our audit. We conducted our audit in accordance with Australian Auditing Standards. These Auditing Standards require that we comply with relevant ethical requirements relating to audit engagements and plan and perform the audit to obtain reasonable assurance whether the financial report is free from material misstatement.

An audit involves performing procedures to obtain audit evidence about the amounts and disclosures in the financial report. The procedures selected depend on the auditor's judgement, including the assessment of the risks of material misstatement of the financial report, whether due to fraud or error. In making those risk assessments, the auditor considers internal control relevant to the entity's preparation and fair presentation of the financial report in order to design audit procedures that are appropriate in the circumstances, but not for the purpose of expressing an opinion on the effectiveness of the Fund's internal control. An audit also includes evaluating the appropriateness of accounting policies used and the reasonableness of accounting estimates made by the directors, as well as evaluating the overall presentation of the financial report.

Our procedures include reading the other information in the annual report to determine whether it contains any material inconsistencies with the financial report.

Our audit did not involve an analysis of the prudence of the business decisions made by the directors or management.

We believe that the audit evidence we have obtained is sufficient and appropriate to provide a basis for our audit opinion.

PricewaterhouseCoopers, ABN 52 780 433 757

Darling Park Tower 2, 201 Sussex Street, GPO BOX 2650, SYDNEY NSW 1171
DX 77 Sydney

Liability limited by a scheme approved under Professional Standards Legislation.



Independent audit report to the unitholders of Advance Global Alpha Fund (continued)

Independence

In conducting our audit, we have complied with the independence requirements of the *Corporations Act 2001*.

Auditor's opinion on the financial report

In our opinion:

- (a) the financial report of Advance Global Alpha Fund is in accordance with the *Corporations Act 2001*, including:
 - (i) giving a true and fair view of the consolidated entity and the Fund's financial position as at 30 June 2011 and its performance for the year ended on that date; and
 - (ii) complying with Australian Accounting Standards (including the Australian Accounting Interpretations) and the *Corporations Regulations 2001*; and
- (b) the financial statements also comply with International Financial Reporting Standards as disclosed in note 2(a).

A handwritten signature in black ink, appearing to read 'Claire Keating', written in a cursive style.

PricewaterhouseCoopers

A second handwritten signature in black ink, appearing to read 'Claire Keating', written in a cursive style.

Claire Keating
Partner

Sydney
19 September 2011