

ADVANCE DIVERSIFIED MULTI-BLEND FUNDS

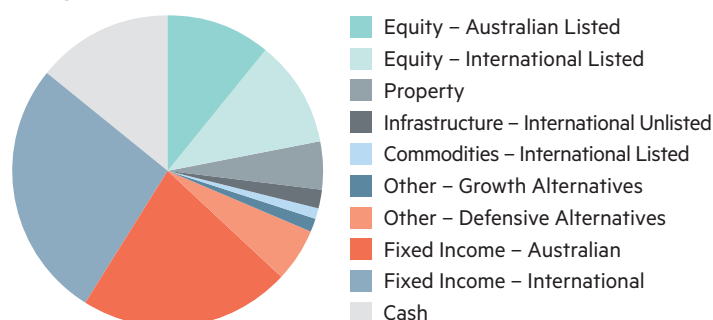
Strategic Asset Allocation (SAA) Ranges

Issued: 1 July 2018

Advance Defensive Multi-Blend Fund

	SAA %	SAA RANGE %
Equity – Australian Listed	11	0 – 31
Equity – International Listed	11	0 – 31
Property – Australian Listed	2	0 – 20
Property – International Listed	2	
Property – International Unlisted	1	
Infrastructure – International Unlisted	2	0 – 17
Commodities – International Listed	1	0 – 6
Other – Growth Alternatives	1.5	0 – 22
Other – Defensive Alternatives	5.5	
Fixed Income – Australian	22	2 – 42
Fixed Income – International	27	7 – 47
Cash	14	0 – 34

Strategic Asset Allocation

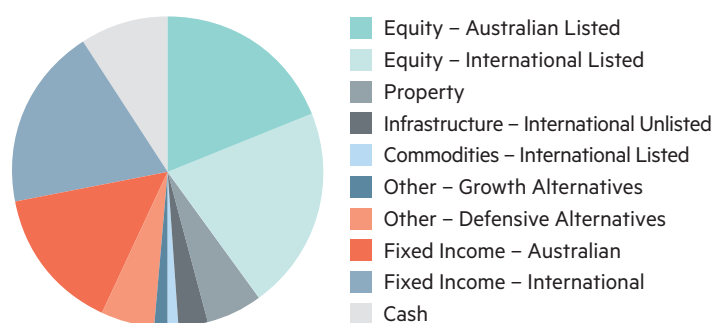


Growth Investments around 30% (Range 15% – 40%)
 Defensive Investments around 70% (Range 60% – 85%)

Advance Moderate Multi-Blend Fund

	SAA %	SAA RANGE %
Equity – Australian Listed	19	0 – 39
Equity – International Listed	21	1 – 41
Property – Australian Listed	2	0 – 21
Property – International Listed	2	
Property – International Unlisted	2	
Infrastructure – International Unlisted	3	0 – 18
Commodities – International Listed	1	0 – 6
Other – Growth Alternatives	1.5	0 – 22
Other – Defensive Alternatives	5.5	
Fixed Income – Australian	15	0 – 35
Fixed Income – International	19	0 – 39
Cash	9	0 – 29

Strategic Asset Allocation



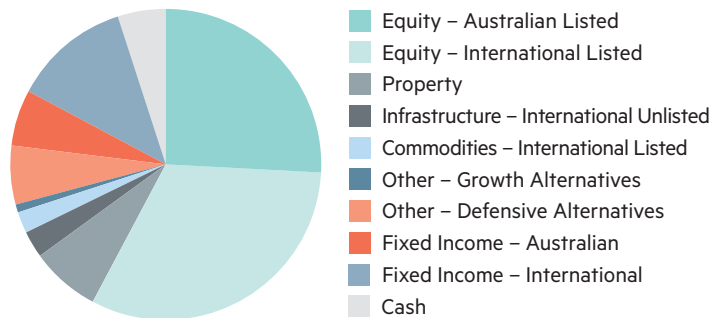
Growth Investments around 49% (Range 35% – 60%)
 Defensive Investments around 51% (Range 40% – 65%)

Strategic Asset Allocations (SAA) and SAA ranges are to be read in conjunction with the Product Disclosure Statement for each of the Funds. The Product Disclosure Statement can be located at advance.com.au and should be considered before deciding whether to acquire, or to continue to hold, an investment in a Fund. The SAA and SAA ranges can be changed at any time without providing prior notice to you.

Advance Balanced Multi-Blend Fund

	SAA %	SAA RANGE %
Equity – Australian Listed	26	6 – 46
Equity – International Listed	32	12 – 52
Property – Australian Listed	2	
Property – International Listed	3	0 – 22
Property – International Unlisted	2	
Infrastructure – International Unlisted	3	0 – 18
Commodities – International Listed	2	0 – 7
Other – Growth Alternatives	1	0 – 22
Other – Defensive Alternatives	6	
Fixed Income – Australian	6	0 – 26
Fixed Income – International	12	0 – 32
Cash	5	0 – 25

Strategic Asset Allocation

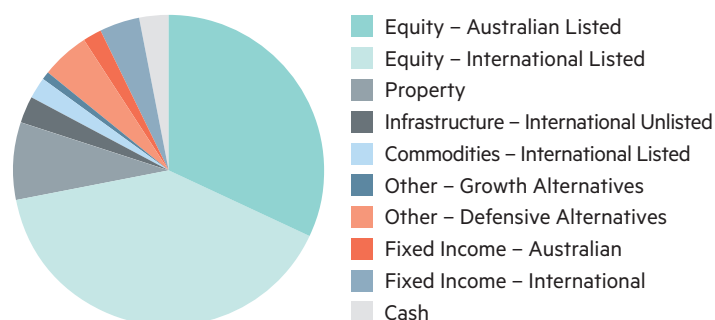


Growth Investments around 68.5% (Range 55% – 80%)
 Defensive Investments around 31.5% (Range 20% – 45%)

Advance Growth Multi-Blend Fund

	SAA %	SAA RANGE %
Equity – Australian Listed	32	12 – 52
Equity – International Listed	40	20 – 60
Property – Australian Listed	2	
Property – International Listed	3	0 – 23
Property – International Unlisted	3	
Infrastructure – International Unlisted	3	0 – 18
Commodities – International Listed	2	0 – 7
Other – Growth Alternatives	1	0 – 21
Other – Defensive Alternatives	5	
Fixed Income – Australian	2	0 – 22
Fixed Income – International	4	0 – 24
Cash	3	0 – 23

Strategic Asset Allocation

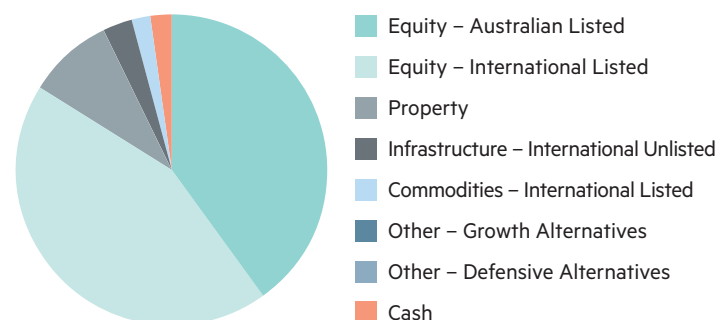


Growth Investments around 83% (Range 70% – 95%)
 Defensive Investments around 17% (Range 5% – 30%)

Advance High Growth Multi-Blend Fund

	SAA %	SAA RANGE %
Equity – Australian Listed	40	20 – 60
Equity – International Listed	44	24 – 64
Property – Australian Listed	3	
Property – International Listed	3	0 – 24
Property – International Unlisted	3	
Infrastructure – International Unlisted	3	0 – 18
Commodities – International Listed	2	0 – 7
Other – Growth Alternatives	0	0 – 15
Other – Defensive Alternatives	0	
Cash	2	0 – 15

Strategic Asset Allocation



Growth Investments around 95% (Range 85% – 100%)
 Defensive Investments around 5% (Range 0% – 15%)

Strategic Asset Allocations (SAA) and SAA ranges are to be read in conjunction with the Product Disclosure Statement for each of the Funds. The Product Disclosure Statement can be located at advance.com.au and should be considered before deciding whether to acquire, or to continue to hold, an investment in a Fund. The SAA and SAA ranges can be changed at any time without providing prior notice to you.

The total defensive and growth asset mix of the relevant Funds is based on a look through of the underlying asset class strategies. For this purpose, the alternatives allocation is partly defensive and partly growth in nature.

Issued by Advance Asset Management Limited ABN 98 002 538 329 AFSL 240902. This document has been prepared without taking into account the personal objectives, financial situation or needs of any particular person. It does not constitute investment advice and should not be relied upon as such. Before acting on the information, a person should consider its appropriateness having regard to their personal objectives, financial situation and needs. Investment advice should be sought in respect of individual circumstances.

Advance Asset Management, GPO Box B87, Perth WA 6838

Customer Relations 1800 819 935 Adviser Services 1800 025 127 Fax (02) 9274 5211

advance.com.au

ADVANCE
ASSET MANAGEMENT